

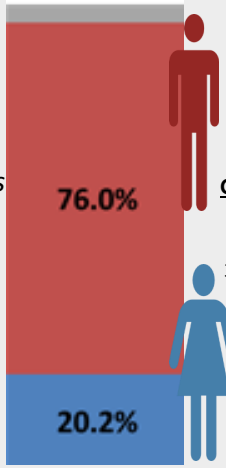


# Use of Force by Northamptonshire Police Between Oct 2016 and Sept 2017

In Northamptonshire Police we use multiple forms of Use of Force. Between the dates above ...

## 3107

Uses of Force events



**Gender Breakdown**

3.8% Not Stated

## 1488

Handcuff Use of

## 1744

Physical Restraint Use of Force

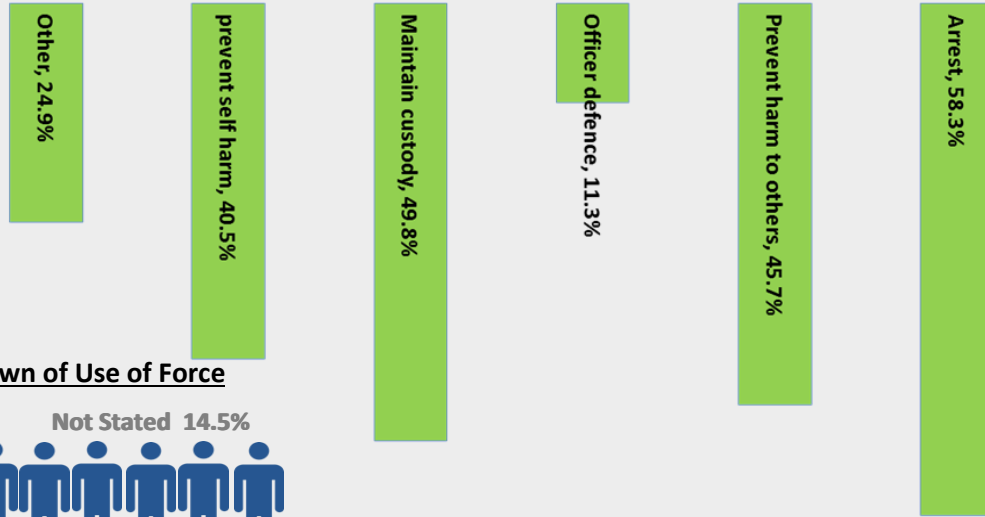
## 58

Taser Use of Force

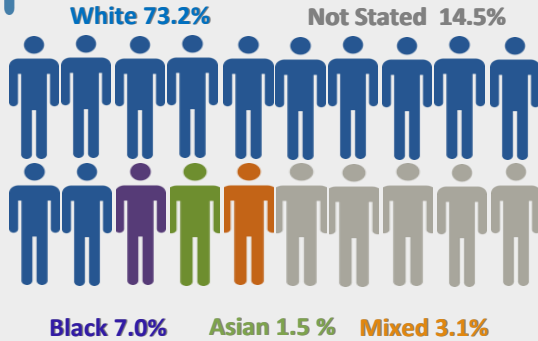
## 249

Irritant Use of Force

### Reason for Use of Force (multiple reasons can be used for each use of force)

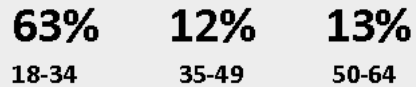


### Ethnicity Breakdown of Use of Force



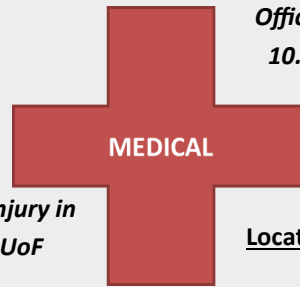
Black 7.0% Asian 1.5% Mixed 3.1%

### Age of Subject—Top 3 Age Groups

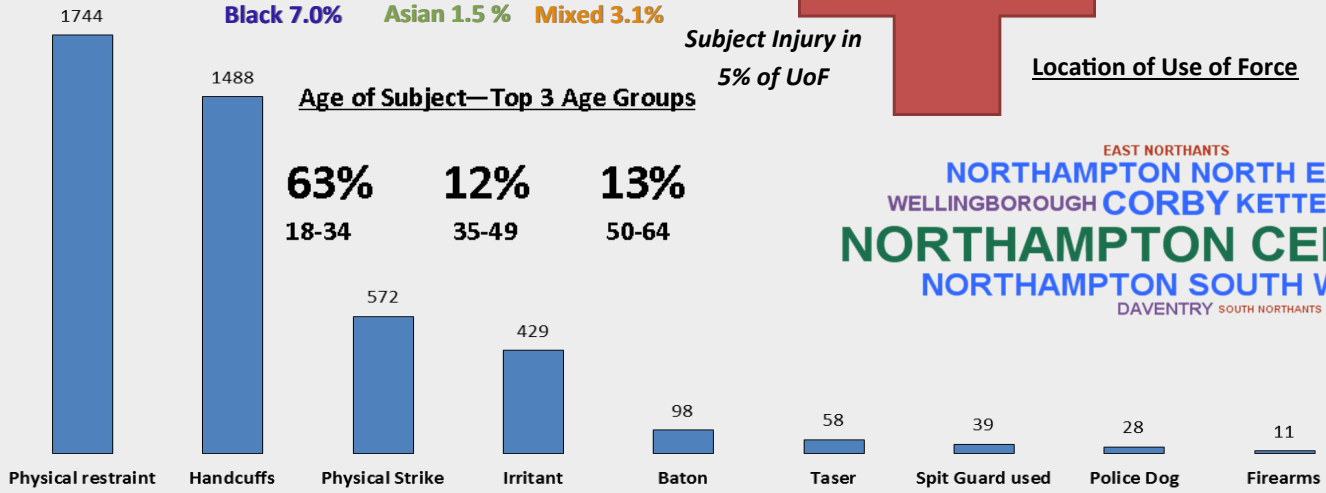


Subject Injury in 5% of UoF

Officer Injury in 10.6% in UoF



### Location of Use of Force



### What Types of Use of Force were used (multiple types may have been used for one event)

### Last 12 Month Trends

Volume of All Use of Force events

Volume of Handcuffs Applied

Volume of Physical Restraint Used

Volume of Taser Used

Irritant Spray Used

