

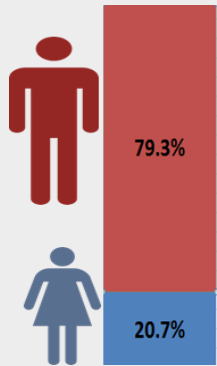


Use of Force by Northamptonshire Police Between Nov 2016 and Oct 2017

In Northamptonshire Police we use multiple forms of Use of Force. Between the dates above ...* all data from NICHE UoF Forms

3385

Uses of Force events

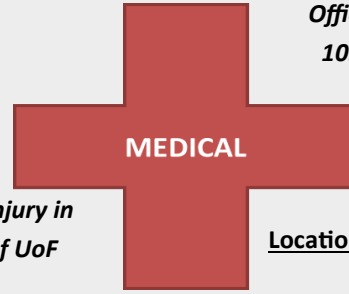
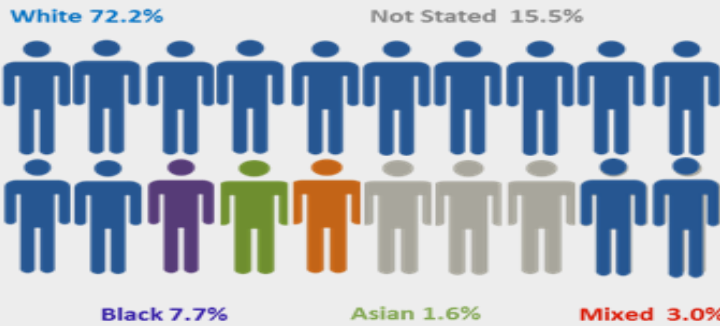


Gender Breakdown
7.3% Not Stated

Reason for Use of Force (multiple reasons can be used for each use of force)



Ethnicity Breakdown of Use of Force



Officer Injury in
10.9% in UoF

Subject Injury in
11.6% of UoF

Location of Use of Force



Age of Subject - Top 3 Age Groups


59% 22.8% 11%
18-34's 35-49's 11-17's

1760

Handcuff Use of Force

1767

Physical Restraint
Use of Force

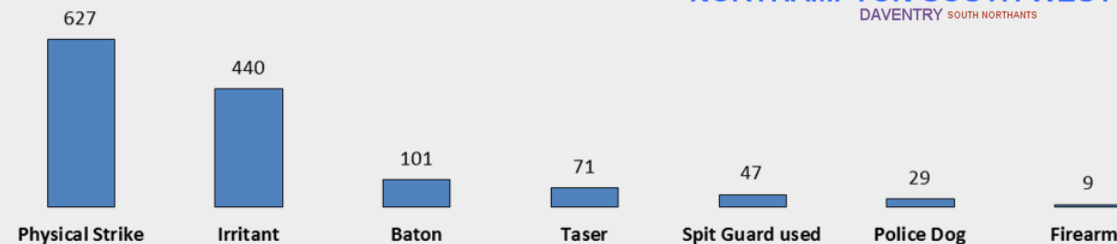


71

Taser Use of Force

440

Irritant Use of Force



What Types of Use of Force were used (multiple types may have been used for one event)

Last 12 Month Trends

