



Use of Force by Northamptonshire Police Between Mar 2017 and Feb 2018 (12 mths data)

In Northamptonshire Police we previously used multiple forms of Use of Force. Between the dates above the data is combines from NICHE UoF Forms and APEX system.



Use Of Force Events

4629

Handcuff Use Of Force

2896

Physical Restraint Use Of Force

863

Taser Use Of Force

159

Irritant Use Of Force

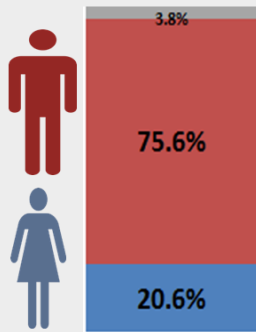
427

Custody Use Of Force

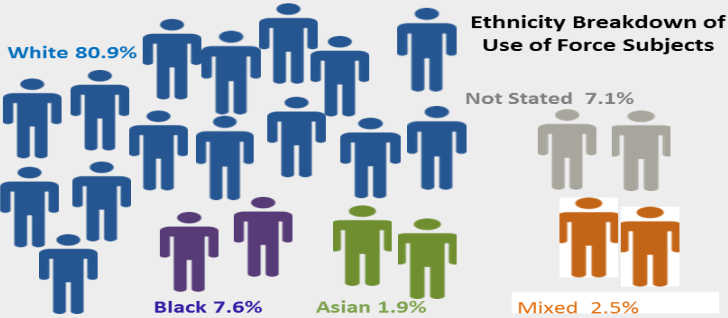
791

Since May 2017 only

Gender Breakdown
43.8% Not Stated

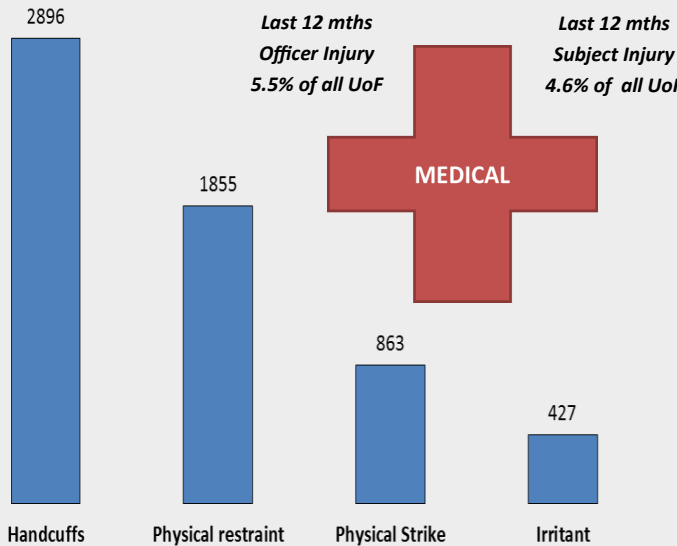
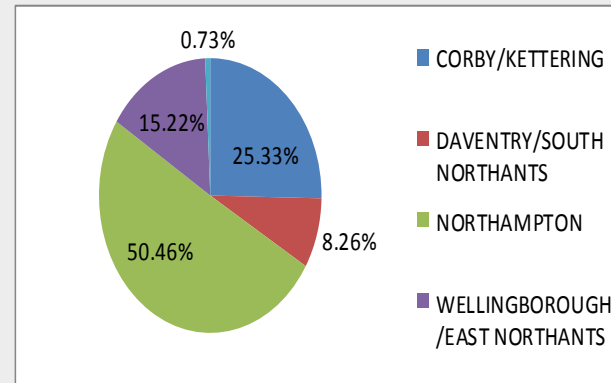


Reason for Use of Force (multiple reasons can be used for each use of force)



Age of Subject - Top 3 Age Groups

57.5%	23.2%	12.2%
18-34yrs	35-49yrs	11-17yrs



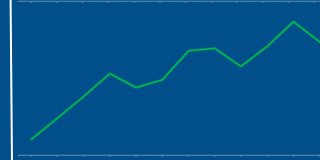
What Types of Use of Force were used (multiple types may have been used for one event)

Last 12 Month Trends

Volume of All Use of Force events



Volume of Handcuffs Applied



Volume of Physical Restraint Used



Volume of Taser Used



Irritant Spray Used



Last 10 Months

Custody Use Of Force

