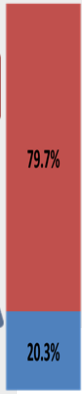




# Use of Force by Northamptonshire Police Between Jan and Dec 2017

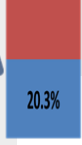
In Northamptonshire Police we use multiple forms of Use of Force. Between the dates above ...\* all data from NICHE UoF Forms and APEX System

## 3891



Uses of Force events

## 2249



Handcuff Use of Force

## 1804

Physical Restraint Use of Force


## 106

Taser Use of Force

## 428

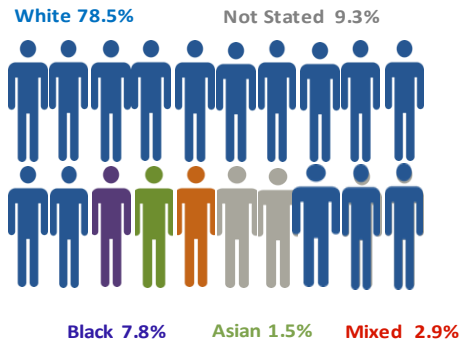
Irritant Use of Force

### Reason for Use of Force (multiple reasons can be used for each use of force)



Gender Breakdown  
5.4% Not Stated

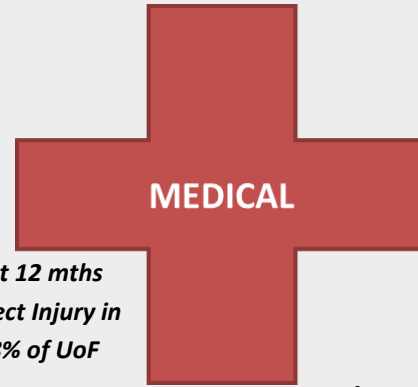
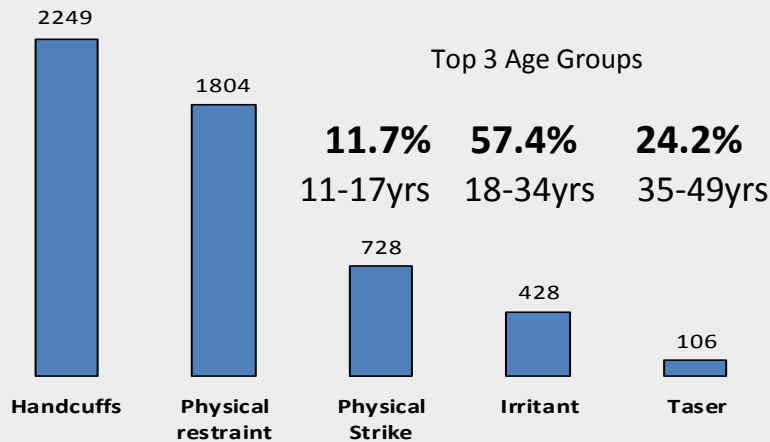
### Ethnicity Breakdown of Use of Force



### Age of Subject

Top 3 Age Groups

11.7% 57.4% 24.2%  
11-17yrs 18-34yrs 35-49yrs



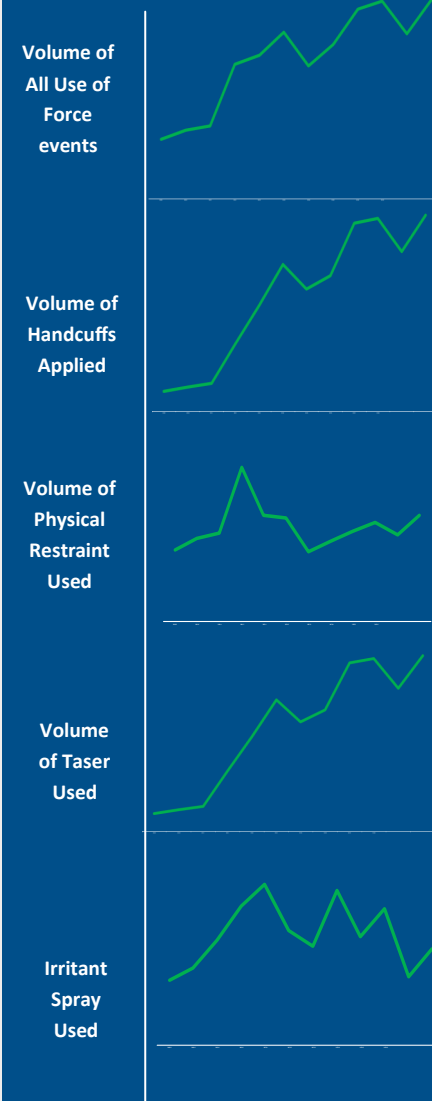
Last 12 mths  
Officer Injury in  
29.2 % in UoF

Last 12 mths  
Subject Injury in  
5.8% of UoF

### Location of Use of Force



### Last 12 Month Trends



What Types of Use of Force were used (multiple types may have been used for one event)