




Use of Force by Northamptonshire Police Between Jan and Dec 2017

In Northamptonshire Police we use multiple forms of Use of Force. Between the dates above ...* all data from NICHE UoF Forms and APEX System

3891



Uses of Force events

2249



Handcuff Use of Force

1804

Physical Restraint Use of Force


106

Taser Use of Force

428

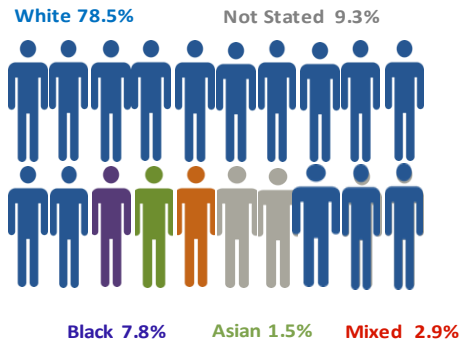
Irritant Use of Force

Reason for Use of Force (multiple reasons can be used for each use of force)



Gender Breakdown
5.4% Not Stated

Ethnicity Breakdown of Use of Force

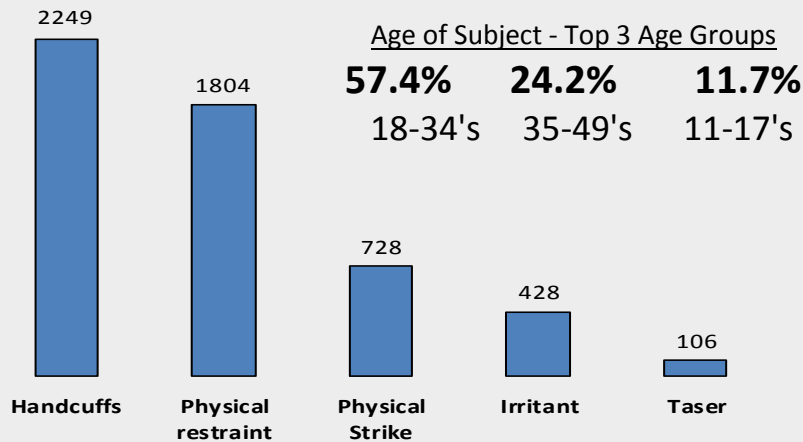


Last 12 mths Subject Injury in 5.8% of UoF

Last 12 mths Officer Injury in 29.2% in UoF

MEDICAL

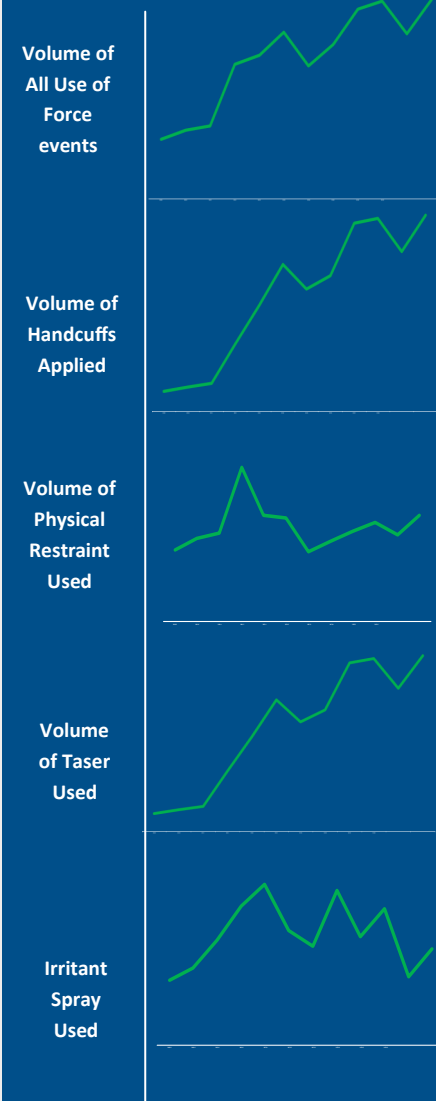
Location of Use of Force



Age of Subject - Top 3 Age Groups

57.4% 24.2% 11.7%
18-34's 35-49's 11-17's

Last 12 Month Trends



What Types of Use of Force were used (multiple types may have been used for one event)