



Use of Force by Northamptonshire Police Between Feb 2017 and Jan 2018 (12 mths data)

In Northamptonshire Police we previously used multiple forms of Use of Force. Between the dates above the data is combines from NICHE UoF Forms and APEX system.

Use Of Force Events

4452

Handcuff Use of Force

2639

Physical Restraint Use of Force

1970

Taser

128

Irritant Use Of Force

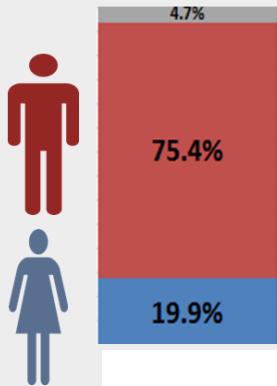
455

USE OF FORCE IN CUSTODY

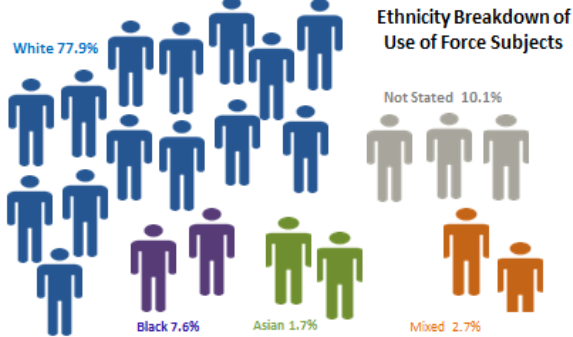
595

May 2017 to Jan 2018


Gender Breakdown
4.7% Not Stated



Reason for Use of Force (multiple reasons can be used for each use of force)



Last 12 mths
Officer Injury
5.9% f all UoF

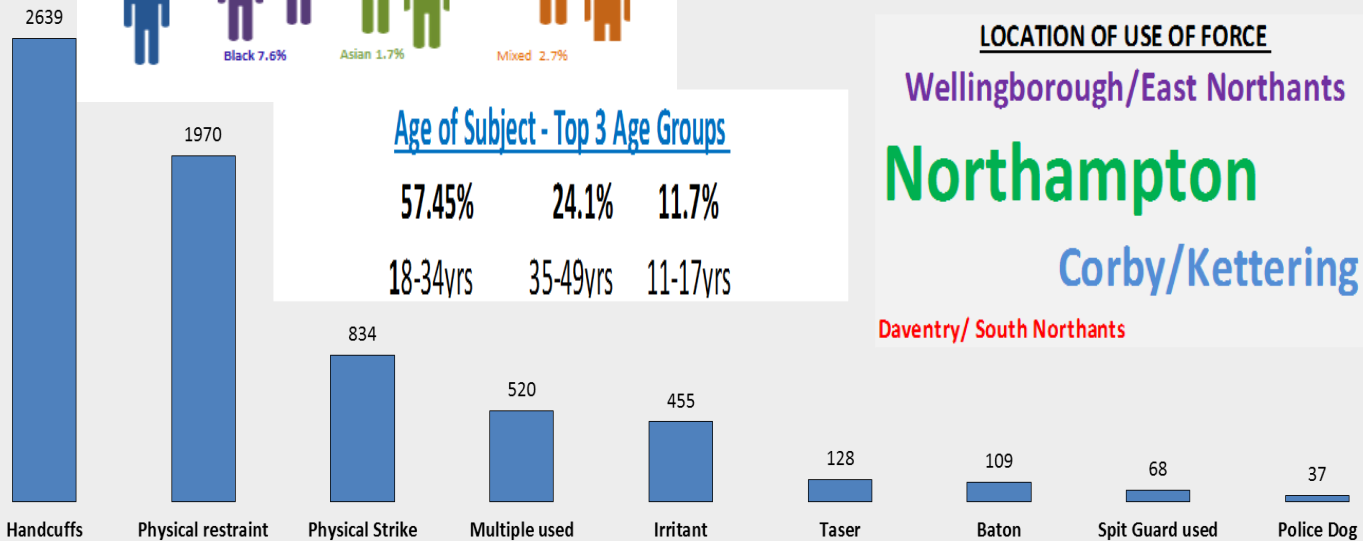
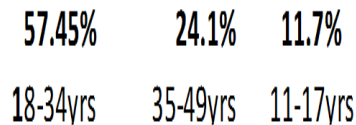


Last 12 mths
Subject Injury
5.2% of all UoF

LOCATION OF USE OF FORCE



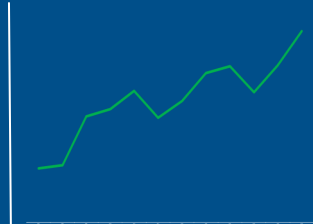
Age of Subject - Top 3 Age Groups



What Types of Use of Force were used (multiple types may have been used for one event)

Last 12 Month Trends

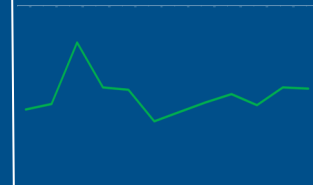
Volume of All Use of Force events



Volume of Handcuffs Applied



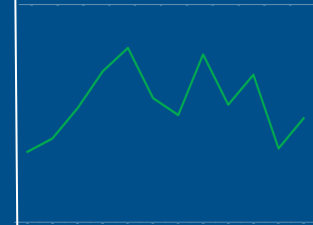
Volume of Physical Restraint Used



Volume of Taser Used



Irritant Spray Used



Last 9 Months

Custody Use Of Force

