

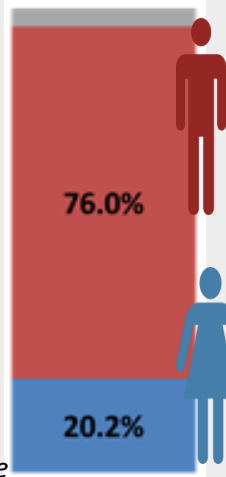


# Use of Force by Northamptonshire Police Between Oct 2016 and Sept 2017

In Northamptonshire Police we use multiple forms of Use of Force. Between the dates above ...

**3107**

Uses of Force events



**1488**

Handcuff Use of Force

**1744**

Physical Restraint Use of Force

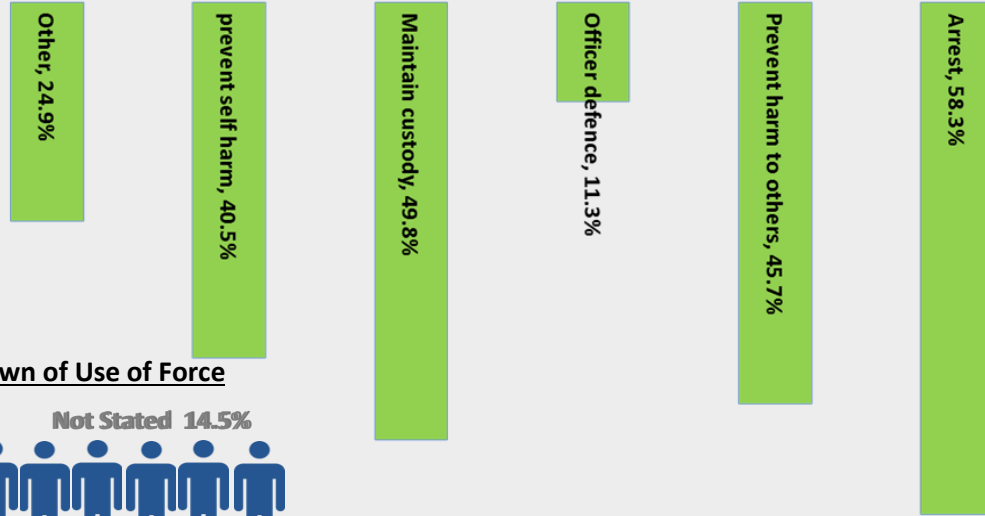
**58**

Taser Use of Force

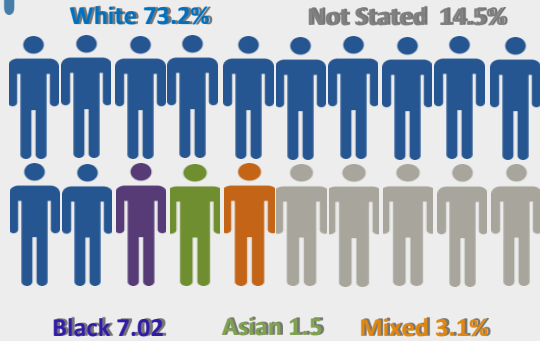
**249**

Irritant Use of Force

## Reason for Use of Force (multiple reasons can be used for each use of force)



## Ethnicity Breakdown of Use of Force



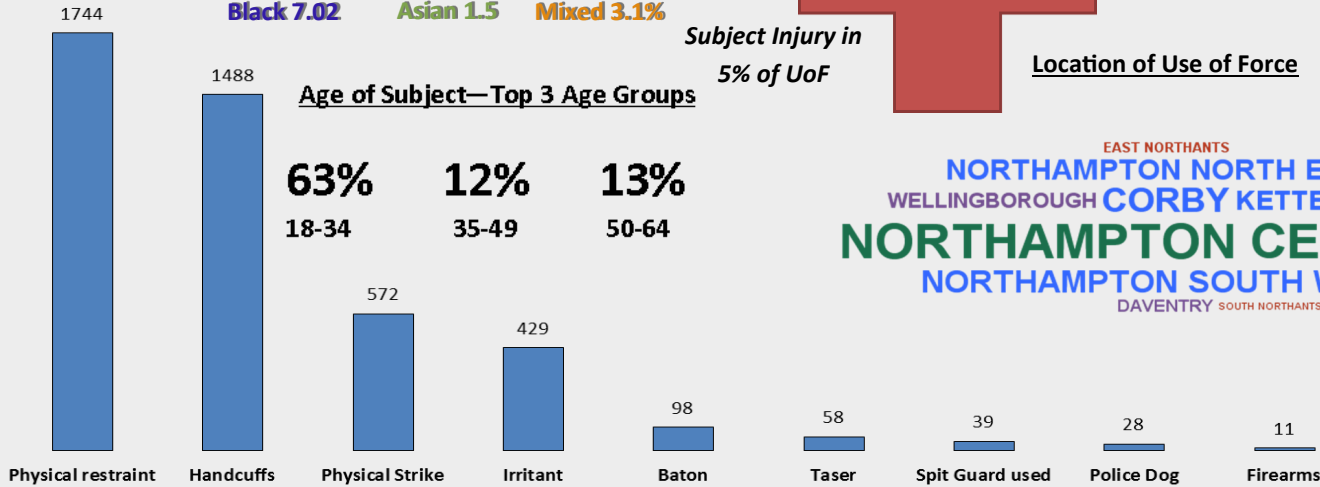
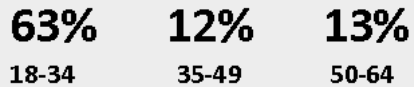
Officer Injury in 10.6% in UoF

Subject Injury in 5% of UoF

## Location of Use of Force



## Age of Subject—Top 3 Age Groups



## Last 12 Month Trends

Volume of All Use of Force events

Volume of Handcuffs Applied

Volume of Physical Restraint Used

Volume of Taser Used

Irritant Spray Used

